

# DEFINE YOUR GMAT STRATEGY

---

& YOUR OWN STUDY Plan

# Agenda of the Session

1

## DEFINE YOUR STRATEGY



1. Define your target split
2. Set up a plan

2

## Execute Your Strategy



Ensure that you study the right thing from the right source

# What kind of questions should you ask

## **OK TO ASK**

1. If I am proposing a strategy and you want to evaluate an alternate route
2. If you don't agree with something that I have said.
3. If you want to dig deeper into the examples that I am taking (to uncover the assumptions)

## **PLEASE AVOID!!**

1. How many questions do you need to get correct to get 35
2. I have been preparing for 4 months but cannot get my Verbal score to improve.
3. GMAT scoring in India is different than in US
4. Other questions of this kind

# Part 1: Defining your Strategy

## AGENDA

- 1 Defining your target split
- 2 Creating a study plan



This session and advice is for the average non-native test taker. Please ensure that you carefully evaluate whether and how this advice applies to you. E-GMAT and its employees do not provide any guarantees and are not liable.

# Strategy: What does it mean and why do we need one...

**Strategy:** A plan of action designed to achieve a particular goal.

**Good Strategy:** Provides maximum benefit with the least input by capitalizing on strengths... and overcoming the weakness

## Hallmarks of Good strategy:

1. Define a goal.
2. Analyze the situation and your current strengths
3. Have good assumptions.
4. Plan and execute.

**TAKE  
AWAY**

A good strategy is personal, is devised by you, and has numerous checks to ensure that you are going in the right direction.

# Building Common Ground

- ☺ Addressing myths and misconceptions
- ☺ Agreeing on path forward



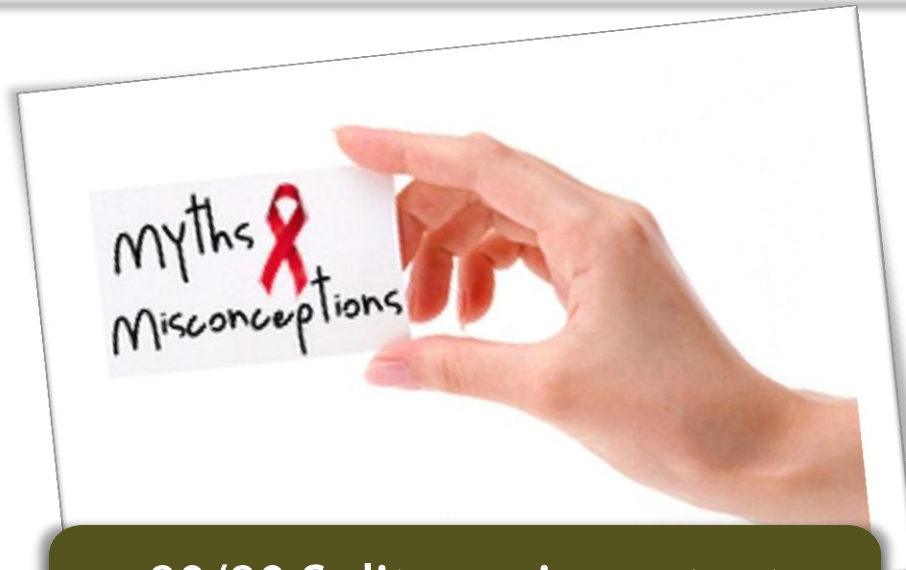
# Building Common Ground.....

## Verbal Score>> Quant Score

**Impact:** Lack of focus on quant leads to un-realized potential

**Truth:** Verbal only slightly more important than quant.

GMAT Score	Quant Score	Verbal Score
700	43 (68)	43 (96)
700	50 (94)	34 (69)
700	49 (88)	36 (78)
700	47 (79)	40 (89)



## 80/80 Split very important

**Truth:** Overall GMAT score is more important

Ask an **adcom**, all things equal which score would she prefer 700 (Q50, V34) or 670 (Q47, V36)

**TAKE  
AWAY**

1. Quant score -9/10 = Verbal score with the same percentile
2. Total score for a target GMAT score more or less independent.

# Breakout scores for 700 for a good applicant:

	Quant whiz	Engineer	Commence/Art student
Target Quant Score	Q = 50, 51	Q = 47-49	Q = 44-46
Target Quant Percentile	94%-99%	77% - 88%	70% - 77%
Target Verbal Score	V = 34/35	V = 37/38	V = 40-43
Target Verbal Percentile	66%-69%	78% - 81%	87% - 95%
Ensure Quant score.	Q = 49	Q = 46/47	Q = does not matter

**TAKE  
AWAY**






**Capitalize on your strengths first before focusing on the weakness.**



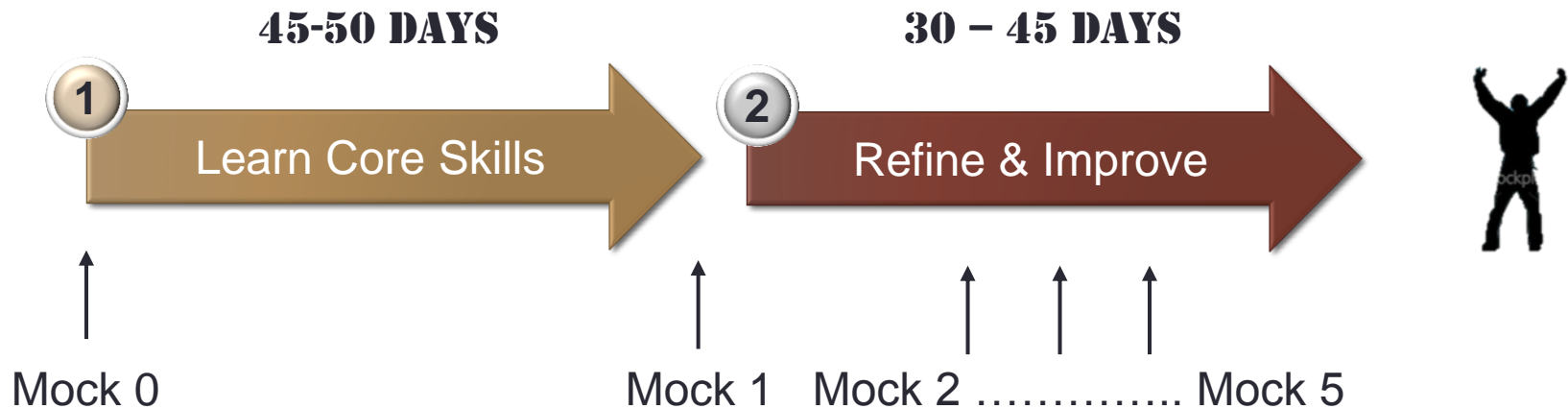
# Creating your Study Plan

An integrated approach using e-GMAT and Grockit

~ October 2011 ~

Sunday	Monday	Tuesday	Wednesday	Thursday	Friday	Saturday
						1 (630, Q47, V30) (RC 7/13, CR 8/12, SC 8/16)
						Define your Q Weakness
2	3	4	5	6	7	8
Work on your Q Weakness - revise theory	Work on your Q Weakness -	Work on your Q Weakness -	Prepare for next mock. Revise all previous mocks and all sections	 Mock test	Revise mock, notice the area for improvement	Tackle SC
9	10	11	12	13	14	15
Tackle SC	SC	SC	SC	SC	Prepare for next mock. Revise all previous mocks and all sections	Prepare for next mock. Revise all previous mocks and all sections
16	17	18	19	20	21	22
 Mock test	 Break	RC (holiday)	RC	RC	RC	RC
23	24	25	26	27	28	29
Prepare for next mock. Revise all previous mocks and all sections	 Mock test	CR	CR	CR	CR	Prepare for next mock. Revise all previous mocks and all sections
30	31	Notes:				
 Mock test						

# High level 90 day plan

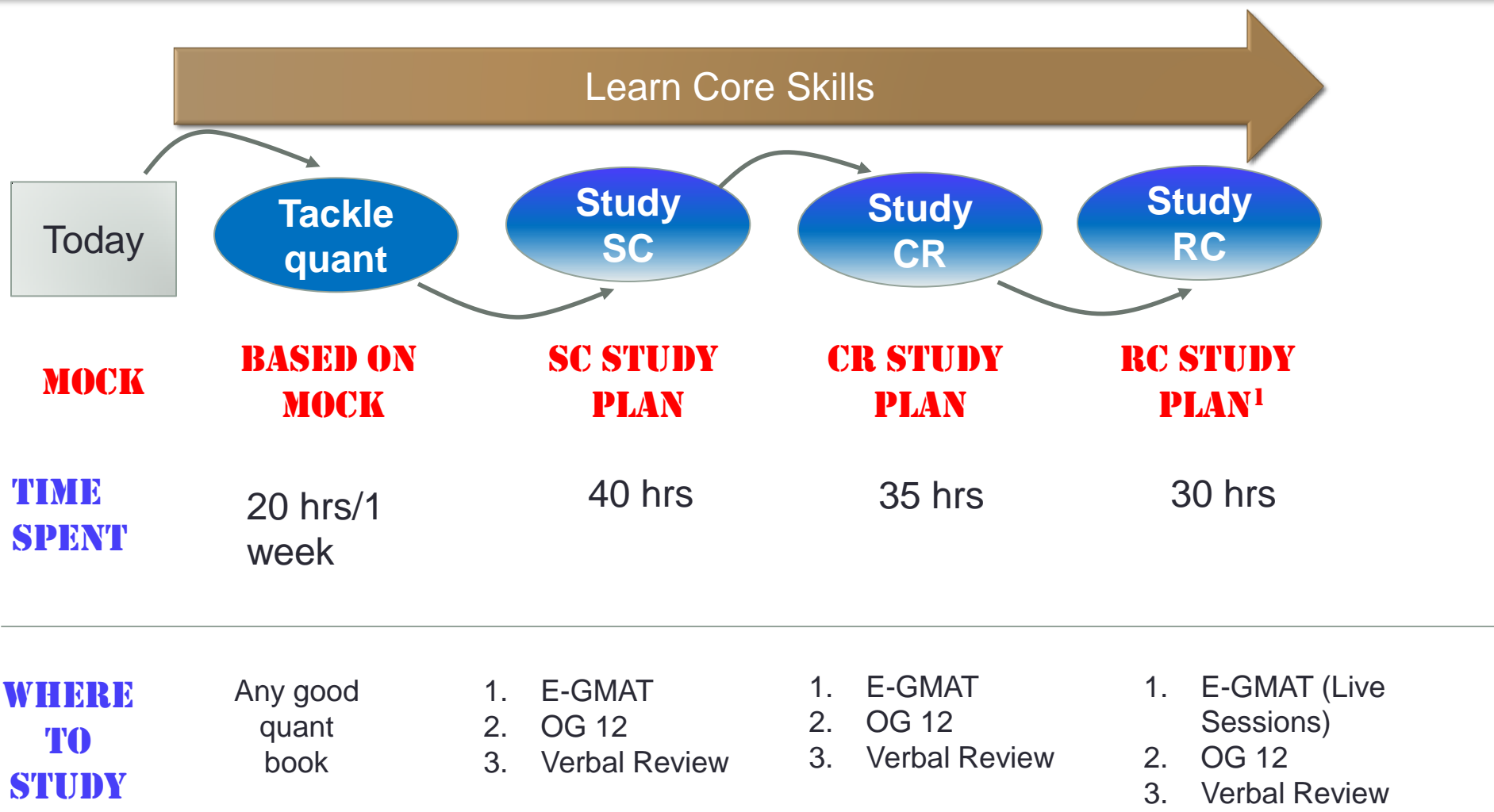


- ⇒ Assumptions: 20 hrs per week; 4 weeks per month (2 days off)
- ⇒ Access to OG and other relevant material

**TAKE  
AWAY**

**Most non-natives require 200+ hrs of effort to achieve their dream score**

Use Case: Engineer, who has recently scored 560 on the Mock 0



# Sentence Correction

Verbal Score  
< 30

Verbal Score  
> 30

Level 1

16 HRS

8 HRS

Level 2

16 HRS

14 HRS

Level 3

8 HRS

8 HRS

Type of Learning	Concept	Time (hours)
Concept	Subject Verb - Must Exist	0.5
Concept	Subject Verb - Agree in Number	0.5
Concept	Subject Verb - Always Singular Subjects	0.5
Concept	Pronouns	0.5
Concept	Verb Tenses - I	0.5
Concept	Verb Tenses - II	0.75
Concept	Verb Sequencing	0.75
Process	Level 1 Application file 1	1
Process	OG questions L1 App File 1	2
Concept	Introduction to Modifiers	0.25
Concept	Types of Modifiers	0.5
Concept	Correcting modifier errors	0.5
Concept	Introduction to parallelism	0.25
Concept	Parallelism identify and correct	0.5
Concept	Parallelism helpful tips	0.5
Concept	Idioms standard expressions	0.5
Concept	Idioms - quantities	0.5
Process	Level 1 Application file 2	1
Process	OG questions L1 App File 2	2
Process	Level 1 Application file 3	1
Process	OG questions L1 App File 3	1.25
Process	Level 1 Qualifying exercise	1
Process	Level 2 Application file 1	1
Process	OG questions L2 App File 1	1.5
Concept	Subject Verb- Make sense	0.5
Concept	Subject Verb - Words that change number	0.5
Concept	Verb - Conditional	0.5
Concept	Verb - Subjunctive	0.5
Process	Level 2- Application file 2	1
Process	OG questions L2 App File 2	1
Concept	Modifiers - Relative pronouns	0.75
Concept	Modifiers - Verbing	0.75
Concept	Parallelism Comparisons	0.75
Concept	Idioms - Comparisons	0.5
Concept	Idioms Functions I	0.5
Concept	Idioms Functions II	0.5
Process	Level 2 application file 3	1.5
Process	OG questions L2 App File 3	2.5
Process	Level 2- qualifying exercise	1
Process	L3 Application File 1	1
Process	L3 Application File 2	1
Process	OG questions L3 App File	2
Process	L3 Application File 3	1
Process	OG questions L3 App File	2
Process	L3 Qualifying Exercise	1

SC Course

Total Time

40

# HOW TO STUDY

on GMAT Verbal using e-GMAT  
and Grockit

2

## Execute Your Strategy



Ensure that you study the  
right thing from the right  
source

# Why do Non- Natives Struggle


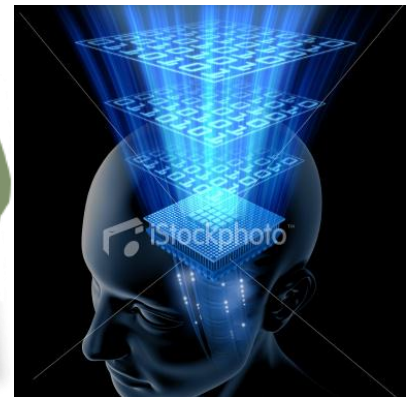
Jacob is now 12 years younger than Michael. If 9 years from now Michael will be twice as old as Jacob, how old will Jacob be in 4 years?

- A) 3    B) 7    C) 15    D) 21    E) 25

How did you solve this question?

- By making equations
- Using number substitution
- Using formula

Your brain is already wired to solve this question. You do not need to consciously apply a formula or a shortcut to solve it.



For Verbal, we need to create these connections. That is why **PROCESS** is such a **KEY INGREDIENT**.

# Jacob and Michel

Jacob is now 12 years younger than Michael. If 9 years from now Michael will be twice as old as Jacob, how old will Jacob be in 4 years?

A) 3      B) 7      C) 15      D) 21      E) 25

J = Jacob      M = Michael

Today:

$$J + 12 = M$$

9 years from Now

$$2 \cdot (J + 9) = M + 9$$

$$2J + 9 = M$$

Solving:

$$J + 12 = 2J + 9$$

J = 3 today and 7  $\Rightarrow$  4 years from now.



## Core Skills

1. Work with algebraic variables.
2. Convert statements into equations
3. Relate multiple equations
4. Solve equations

Which of these core skills do you need to learn? What about natives, particularly Americans?

# Core Skills for Verbal

## Sentence Correction

1. Sentence Structure
2. Understand Meaning
3. Grammar

Process

### e-GMAT Concepts

1. Sentence Structure 1 & 2
2. Importance of Meaning
3. Concept files
4. Application files

## Critical Reasoning

1. Read and Comprehend
2. Contextualize
3. Pre-think
4. Evaluate answer choices

Process

### e-GMAT Concepts

1. Prethinking for Assumptions
2. Premise and Conclusion
3. Concept files
4. Application files

## Reading Comprehension

1. Read and Comprehend
2. Keywords
3. Vocab
4. Major question types

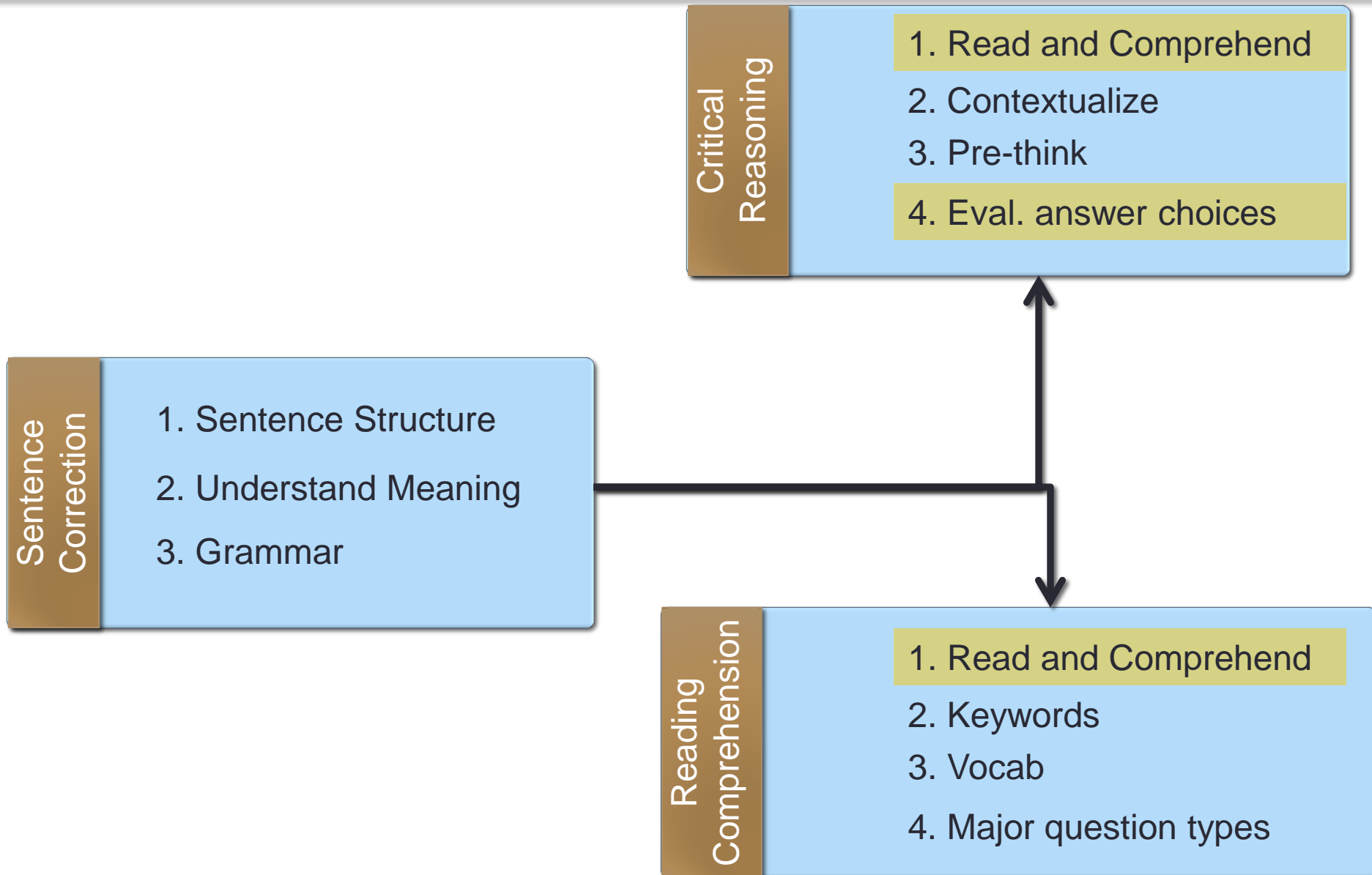
Process

### e-GMAT Concepts

1. Live Session files
2. The rest - coming up soon



# How are these related?



# Basics

## Basics

## Core Concepts

## Process

## Refinement

## GMAT Readiness

### What are Basics?

- SC: Basics of Grammar
- CR: complex statements, double negatives, Profit/loss, insurance systems
- RC: read and summarize long passages

### Do I need to revise?

- Very few people need to revise all the basics
- Most people need to revise some **Exception:** If you already do enough “reading and writing”

### How to...

SC

CR/RC



Blogs



The Economist

THE WALL STREET JOURNAL

### How much is enough?

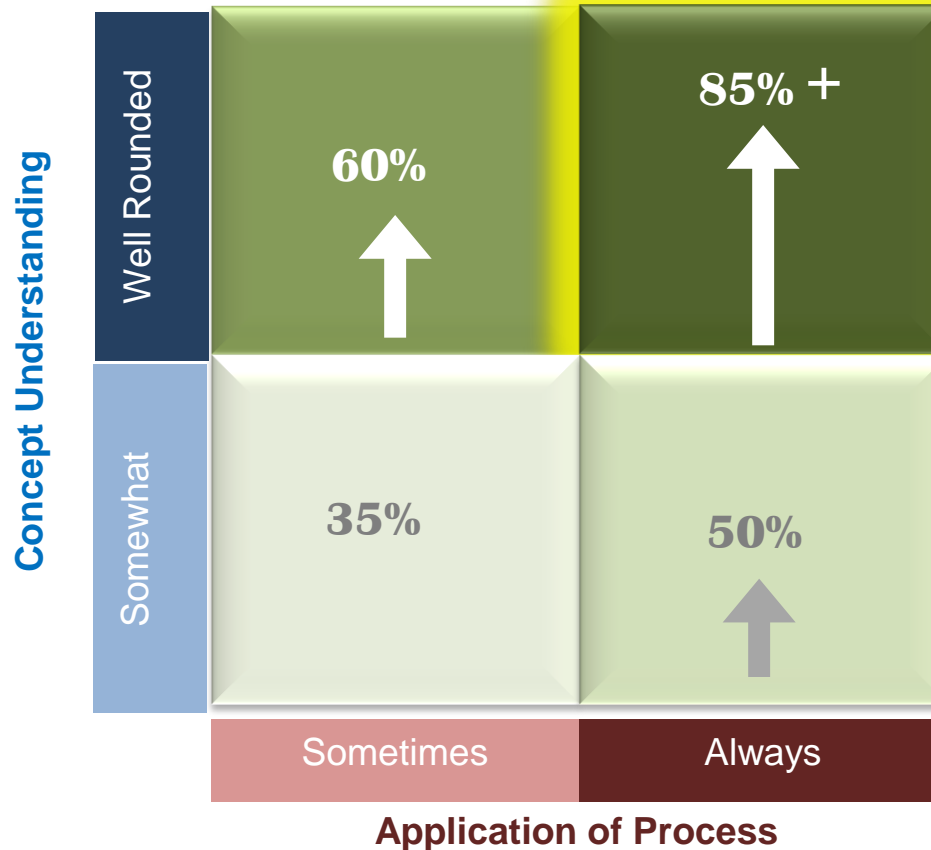
1. Grammar: Basics covered in e-GMAT Basics lessons
2. 10 – 12 passages are enough for most people. (more about diligence)
3. Tricky statements: 30-40 (next project)

**TAKE  
AWAY**

1. Quality rather than quantity matters
2. You will know when you are improving.

# Process – the key

Basics
Core Concepts
Process
Refinement
GMAT Readiness



## Recommendation

e-GMAT

Application  
files



optional



Take  
Away

1. Following a process => Much higher accuracy improvement
2. Following a process required a conscious effort

# Process and Timing



Will I finish my exam  
on time

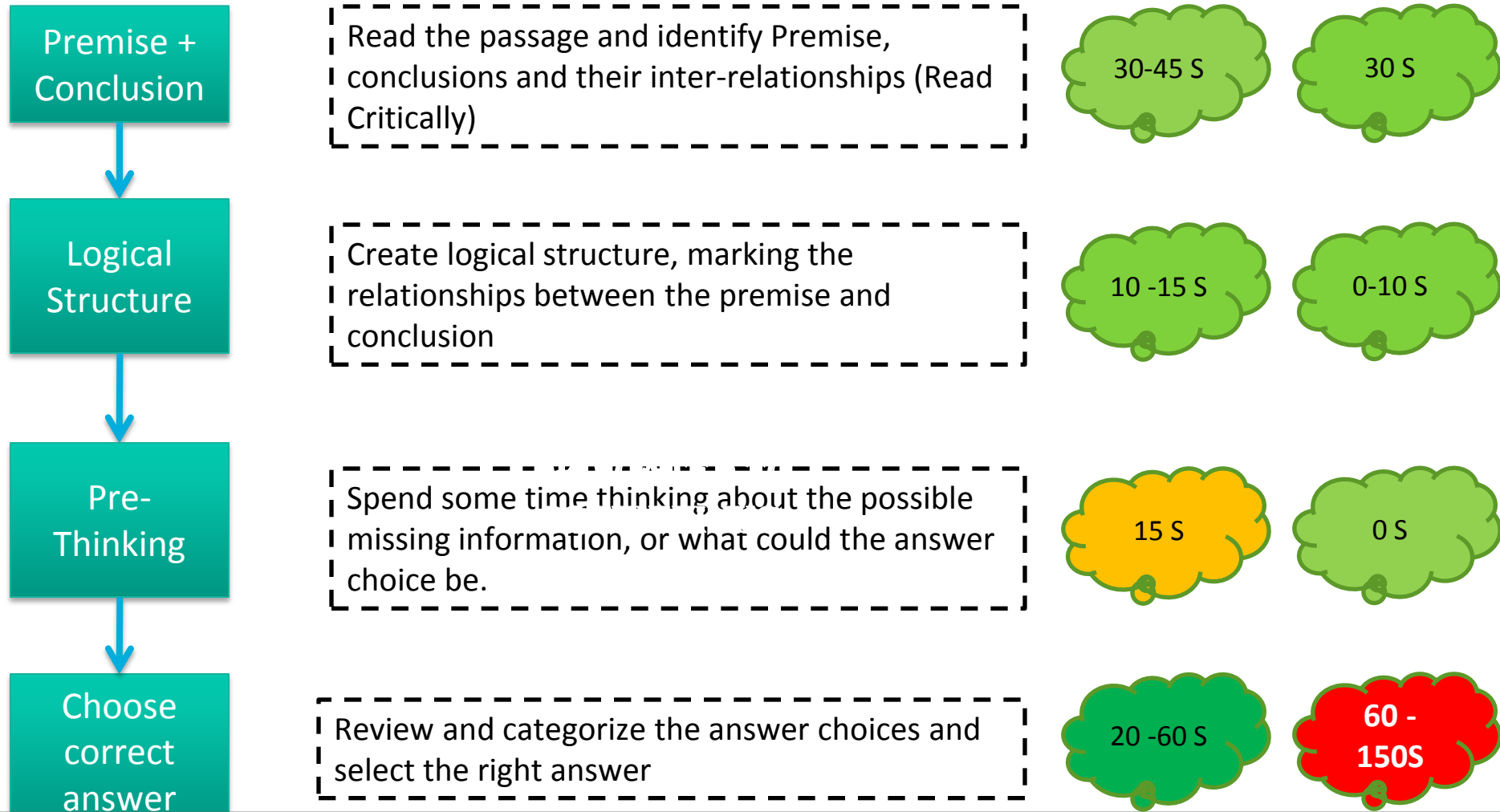


*"Like hikers eventually carving out a depression along a trail, repeated practice stimulates cells in the memory circuit such that the circuit is reinforced and becomes stronger. This means it can be quickly turned on, and switched on through a variety of sensory cues". - **Dr. Judy Willis***

**Take  
Away**

**Following a process improves both accuracy and timing  
and leads to a higher score**

# Process = higher accuracy + lower time



**Take  
Away**

1. Following the process => reduces re-reading
2. Following the process => Easy and fast decision making

# Summary Slide

## General Guidelines

1. First establish your skill with SC. This will gently ease you into verbal in general
2. For both RC and CR, the key to ascertaining the correct answer is COMPREHENSION of passage.
3. Make sure that you do the lessons in sequence, and spend ample time to understand things.
4. Revise the key areas before you take Mock 1.

## For Best Results

1. Follow the process and internalize it.
2. Do OG questions along with the Application files.
3. Don't move forward till they understand the concepts completely
4. Read 1 article/day

Remember, your Subscription allows you to attend 4 batches of live sessions. You also have the option to view recordings.

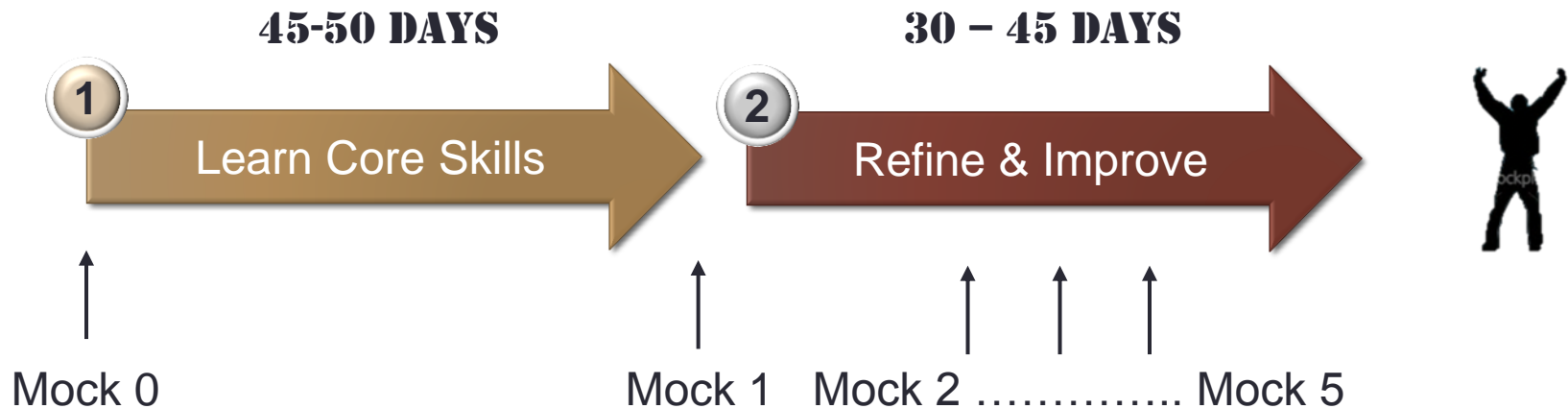
# REFINEMENT

---

Improving on your areas of weakness



# High level 90 day plan



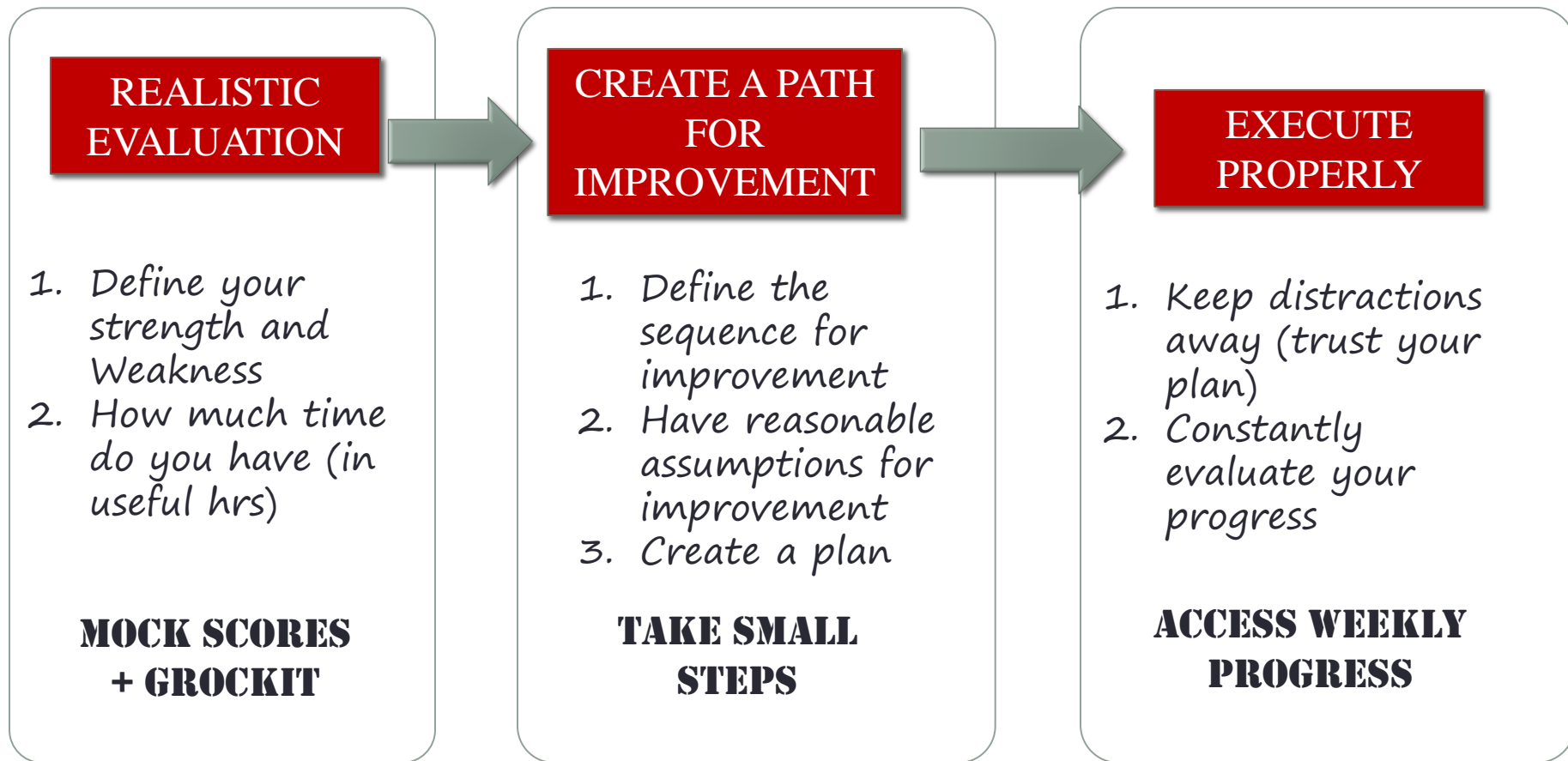
- ⇒ Assumptions: 20 hrs per week; 4 weeks per month (2 days off)
- ⇒ Access to OG and other relevant material

**TAKE  
AWAY**

**Most non-natives require 200+ hrs of effort to achieve their dream score**

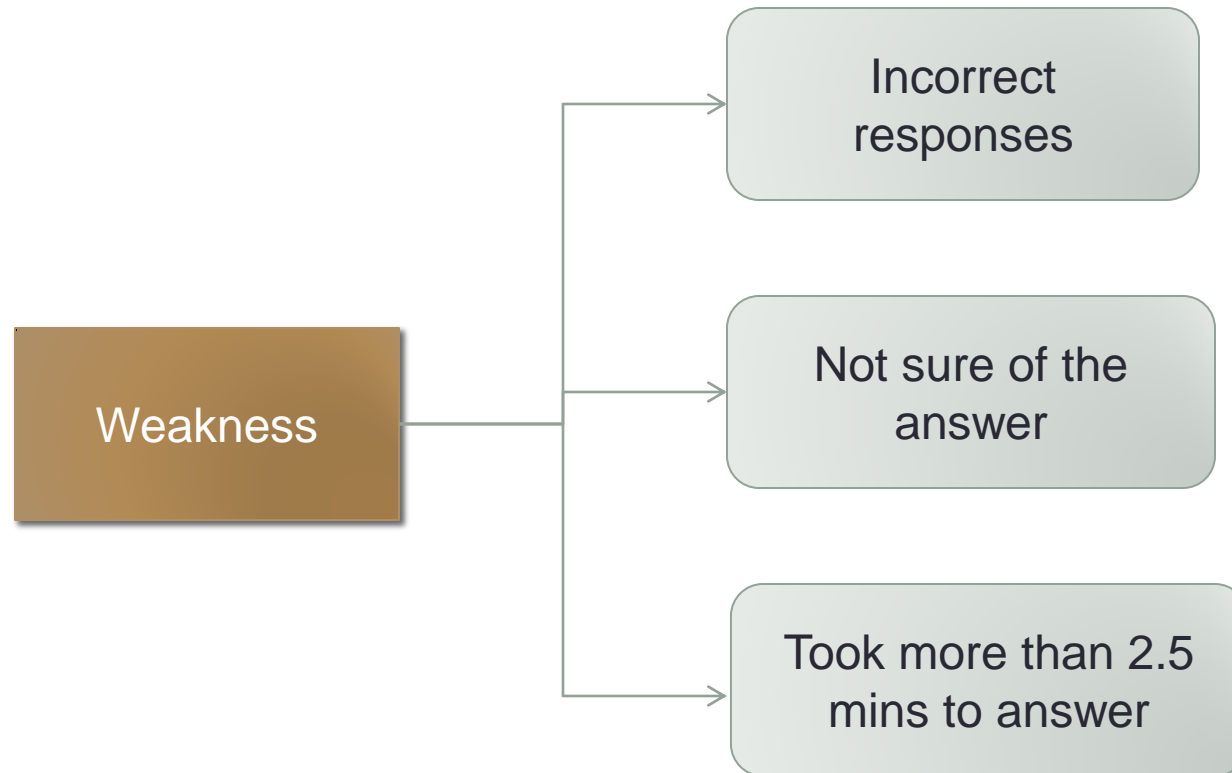


# 3 Steps to building a good refinement plan



- Plan => personal because everyone has different Strengths/Weaknesses
- Executing on the strategy can help you be 2X more efficient..

# Areas of Weakness



These 3 categories will apply to each section

# Drill Down Example

## VERBAL: ANALYSIS BY QUESTION FORMAT & DIFFICULTY

QUESTION FORMAT	Total	Right	Wrong	Blank	% Right	Average Time RIGHT Answers	Average Time WRONG Answers	Average Difficulty RIGHT Answers	Average Difficulty WRONG Answers
<b>Critical Reasoning</b>	<b>109</b>	<b>73</b>	<b>36</b>	<b>0</b>	<b>67%</b>	<b>2:13</b>	<b>1:57</b>	<b>670</b>	<b>670</b>
300 - 500	7	5	2		71%	1:09	1:13	<b>The Same</b>	
500 - 600	13	10	3		77%	1:39	1:26		
600 - 700	35	20	15		57%	2:25	1:54		
700 - 800	54	38	16		70%	2:25	2:12		
<b>Reading Comprehension</b>	<b>72</b>	<b>37</b>	<b>35</b>	<b>0</b>	<b>51%</b>	<b>1:46</b>	<b>2:11</b>	<b>650</b>	<b>710</b>
300 - 500	2	2	0		100%	1:08	NA	<b>Looks Ok</b>	
500 - 600	9	7	2		78%	1:35	0:41		
600 - 700	27	17	10		63%	1:29	1:19		
700 - 800	34	11	23		32%	2:27	2:42		
<b>Sentence Correction</b>	<b>89</b>	<b>58</b>	<b>29</b>	<b>2</b>	<b>65%</b>	<b>1:29</b>	<b>1:19</b>	<b>680</b>	<b>700</b>
300 - 500	1	1	0		100%	1:52	NA	<b>Very Close</b>	
500 - 600	4	4	0		100%	1:24	NA		
600 - 700	49	32	15		65%	1:24	1:03		
700 - 800	35	21	14		60%	1:36	1:37		

This report was generated with DATA from the following exams:

# Analysis - CR

		CONTENT AREA	Total	Right	Wrong	% Right	Average Time RIGHT Answers	Average Time WRONG Answers		
		Critical Reasoning	109	73	36	67%	2:13	1:57		
		Topic	Total	Right	Wrong	% Right	Average Time RIGHT Answers	Average Time WRONG Answers		
		Find the Assumption	21	13	8	62%	1:37	2:18		
		Draw a Conclusion	19	14	5	74%	2:15	2:29		
		Strengthen Conclusion	18	15	3	83%	2:20	1:46		
		Weaken Conclusion	20	10	10	50%	1:49	1:50		
		Analyze Arg Structure	11	9	2	82%	3:04	1:39		
		Evaluate A Conclusion	7	3	4	43%	2:54	1:58		
		Explain A Situation	9	7	2	78%	2:10	1:17		
WORST		Make an Inference about Premises	1	0	1	0%	NA	0:12	FASTEST	
		Resolve a Problem	0	0	0	NA	NA	NA		
WORST		Provide an Example	1	0	1	0%	NA	2:11		
BEST		Restate the Conclusion	1	1	0	100%	1:10	NA		
BEST		Mimic the Argument	1	1	0	100%	3:45	NA	SLOWEST	

1. Improve Strengthen, Evaluate and Weaken accuracy
2. Revise Conclusion and improve timing

# Analysis- RC

						Average Time RIGHT Answers	Average Time WRONG Answers		
CONTENT AREA		Total	Right	Wrong	% Right				
Reading Comprehension		72	37	35	51%	1:46	2:11		
Topic		Total	Right	Wrong	% Right	Average Time RIGHT Answers	Average Time WRONG Answers		
Inference		33	16	17	48%	2:09	1:58		
Specific Detail		28	12	16	43%	1:23	2:20		
Main Idea		8	7	1	88%	1:49	4:09	SLOWEST	
Passage Structure		3	2	1	67%	1:02	1:27	FASTEST	
Tone		0	0	0	NA	NA	NA		

This report was generated with DATA from the following exams:

1. Don't Panic
2. Take Better notes
3. Improve Reading

# Analysis-SC

CONTENT AREA					Average Time RIGHT Answers	Average Time WRONG Answers	
Sentence Correction					1:29	1:19	
Topic	Total	Right	Wrong	% Right	Average Time RIGHT Answers	Average Time WRONG Answers	
Subject Verb Agreement	9	6	3	67%	1:17	0:59	
Pronouns	5	4	1	80%	1:05	0:07	<b>FASTEST</b>
Modifiers	11	7	3	64%	2:06	2:29	<b>SLOWEST</b>
Verbs	11	6	4	55%	1:31	1:44	
Idioms	9	5	4	56%	1:08	1:09	
<b>BEST</b> Concision	7	6	1	86%	2:08	0:04	
Clarity of Meaning	6	4	2	67%	1:35	1:47	
<b>BEST</b> Parallelism	7	6	1	86%	1:29	0:11	
Comparisons	11	7	4	64%	1:16	1:24	
<b>WORST</b> Quantity Expressions	7	2	5	29%	1:05	1:13	
Connecting Punctuation	6	5	1	83%	1:02	0:50	

This report was generated with DATA from the following exams:

# How to define your areas for improvement

## Sentence Correction

1. I did not spend enough time to understand the meaning.
2. I did not do thorough analysis of the original sentence
3. There was a concept that I did not know existed
4. I knew the concept but did not know how to apply it.

## Critical Reasoning

1. Did not understand or comprehend the argument?
  - Didn't understand the information provided.
  - Unable to tie the premises to the conclusion.
  - Improper understanding of the context
2. Don't have the precise framework of choosing the correct answer
  - Lack of understanding of roles played by the correct answer.
3. Could not infer/relate the information presented in the answer choices.

# The process of creating a study plan

## STEPS

Define where you currently are

How much time you have

Your assumptions for improvement

## BEST PRACTICES

1. Using Mock tests
2. Using Grockit

1. Treat working days and holidays differently
2. Have reasonable assumptions

1. Have reasonable assumptions
2. Assume 70% efficiency while studying

## EXAMPLES

1. Historical passages on strengthen
2. Modifiers in complex sentences
3. Evaluate type questions

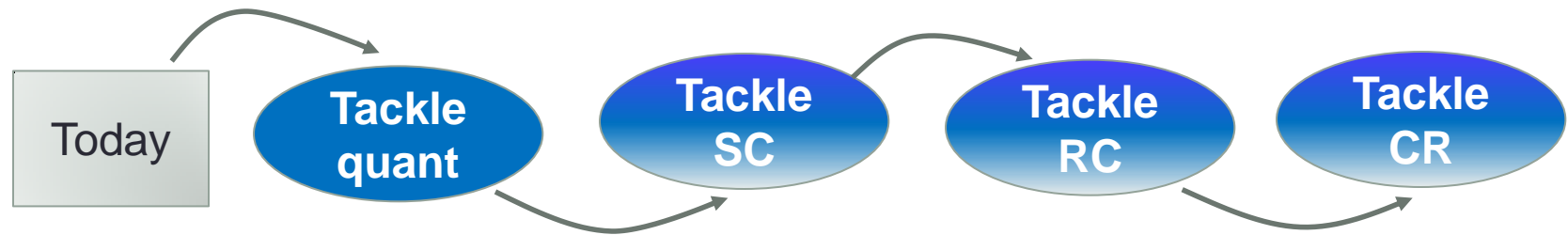
**TAKE  
AWAY**

Lets see this with an example: Quant Whiz



Use Case: Quant Whiz, who has recently scored 630 on the GMATPrep

Total score	Math score	V score	Math correct	Verbl correct	Overall Score	SC - Corr	CR- Corr	RC - Corr
630	47	30	30	23	RC 7/13 CR 8/12 SC 8/16	50	67	53



GOALS	Q49/50 V 29-31	Q49/50 V 32-34 SC = 70%	Q49/50 V 33-35 RC = 70% SC = 70%+	Q50/51 V 35-37 CR= 75%+ RC =70%+ SC =70%+
MOCK TEST	✓	✓	✓	✓
TIME TO MOCK	4 days/10 hrs	8 days/30 hrs	8 days/30 hrs	5 days/15 hrs

# You define how much time you need.








Lose Weight

Build Muscle

# GOAL



Sunday	Monday	Tuesday	Wednesday	Thursday	Friday	Saturday
						1 (630, Q47, V30)
						(RC 7/13, CR 8/12, SC 8/16)
						Define your Q Weakness
2	3	4	5	6	7	8
Work on your Q Weakness - revise theory	Work on your Q Weakness -	Work on your Q Weakness -	Prepare for next mock. Revise all previous mocks and all sections	 <u>Mock test</u>	Revise mock, notice the area for improvement	Tackle SC
9	10	11	12	13	14	15
Tackle SC	SC	SC	SC	SC	Prepare for next mock. Revise all previous mocks and all sections	Prepare for next mock. Revise all previous mocks and all sections
16	17	18	19	20	21	22
 <u>Mock test</u>	 Break	RC (holiday)	RC	RC	RC	RC
23	24	25	26	27	28	29
Prepare for next mock. Revise all previous mocks and all sections	 <u>Mock test</u>	CR	CR	CR	CR	Prepare for next mock. Revise all previous mocks and all sections
30	31	Notes:				
 <u>Mock test</u>						

# Refinement and Extra practice

**Refinement:** The improvement or clarification of something by the making of small change

Basics

Core  
Concepts

Process

Refine-  
ment

GMAT  
Readiness

Concepts &  
Process



(Custom  
Quizzes)



e-GMAT  
(UGE)



Analytics

Take  
Away

1. Refine while doing the concepts.
2. Mark questions for revision.

# Refinement: Testing yourself on Verbal

[Home](#) [Study Plan](#) [Practice](#) [Video Courses](#) [Tutoring](#) [Skill Data](#) [History](#)

[Home](#) [Study Plan](#) [Practice](#) [Video Courses](#) [Tutoring](#) [Skill Data](#) [History](#)

## GMAT Create a Game

1. Select the question set for your game. All questions for a section are included by default. Narrow the set by filtering by Difficulty and Skill.

2. Select game options. If you are leading a game, you may want to control the game flow, or specify the number of questions.

3. Now or later? Play now, or schedule a game for later, and invite other players.

**Section**

☐ GMAT Quantitative

☒ GMAT Verbal

**Options**

[Customize difficulty and specific skills](#)

**Difficulty**

All Difficulties

**Skills**

Narrow by Types of Questions

Critical Reasoning

Reading Comprehension

Sentence Correction

Narrow by Specific Skills

CR: Argument Structure

CR: Assumption

CR: Complete the Passage

CR: Evaluation of a Plan

CR: Flaw

CR: Inference

CR: Resolve Argument

CR: Strengthen

### Game Summary

**Section**  
GMAT Verbal

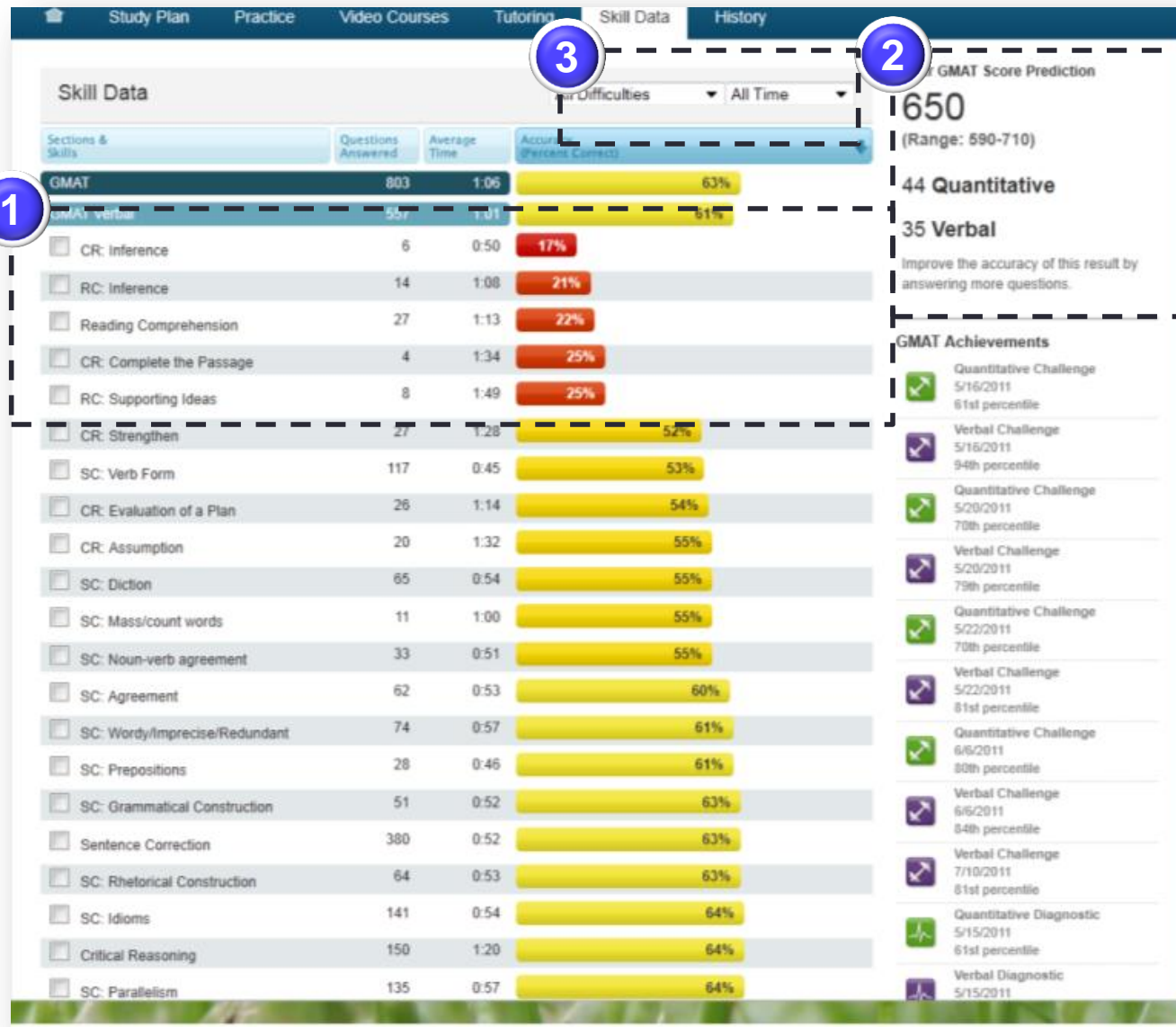
**Difficulty**  
All

**Skills**  
Critical Reasoning  
Sentence Correction

**100+** Questions in your set

Game will begin immediately

# Understanding your strengths and weakness



# How to create custom quizzes

The screenshot displays the e-GMAT website's 'GMAT Create a Game' interface. At the top, a dark blue navigation bar contains links: Home, Study Plan, Practice, Video Courses, Tutoring, Skill Data, and History. Below this, a sidebar on the left lists 'GMAT Practice' (with sub-links for Quantitative and Verbal), 'Live Practice Sessions', and 'Upcoming Practice Sessions'. The main content area is titled 'GMAT Create a Game' and includes three numbered instructions: 1. Select the question set for your game, 2. Select game options, and 3. Now or later? Play now, or schedule a game for later, and invite other players. The 'Section' dropdown is set to 'GMAT Verbal'. The 'Options' section shows 'Difficulty' set to 'Harder (16-32 points)' and 'Narrow by Types of Questions' with a list of skills: Critical Reasoning, Reading Comprehension, Sentence Correction, and CR: Argument Structure. Under 'Narrow by Specific Skills', a list of CR types is shown: CR: Assumption, CR: Complete the Passage, CR: Evaluation of a Plan, and CR: Flaw. The 'CR: Assumption' option is highlighted with a blue bar. Three callout boxes provide guidance: one points to the 'Create Game' button, another points to the 'Customize difficulty and specific skills' link, and a third points to the 'CR: Assumption' option. A status message at the bottom right states 'Game will begin immediately'.

Click on "Create Game"

Click on "Customize difficulty and .."

Select question areas..

Game will begin immediately

# Refinement: Reviewing the questions that you answered incorrectly

Study Plan

Practice

Video Courses

Tutoring

Skill Data

History

## GMAT Review Sessions

Review Sessions

76 Sessions | 901 Questions

[Replay All Incorrect](#)

1

Game Details (including people who played)

2

Bookmarked Questions

6 Bookmarked Questions

[Replay All](#) | [Review All](#)

	Game Details (including people who played)	Review Links
Jun 27, 2011	Quantitative	<a href="#">Review All (6)</a> <a href="#">Incorrect (3)</a>
Jun 27, 2011	GMAT Verbal	<a href="#">Review All (1)</a> <a href="#">Incorrect (1)</a>
Jun 27, 2011	GMAT Verbal	<a href="#">Review All (1)</a> <a href="#">Incorrect (1)</a>
Jun 27, 2011	GMAT Quantitative	<a href="#">Review All (13)</a> <a href="#">Incorrect (3)</a>
Jun 24, 2011	GMAT Verbal	<a href="#">Review All (6)</a> <a href="#">Incorrect (1)</a>
Jun 22, 2011	GMAT Verbal	<a href="#">Review All (3)</a>
Jun 10, 2011	GMAT Verbal	<a href="#">Review All (2)</a>
Mar 08, 2011	Bookmarked Questions Review	<a href="#">Review All (2)</a> <a href="#">Incorrect (1)</a>
Mar 08, 2011	GMAT Verbal	<a href="#">Review All (2)</a> <a href="#">Incorrect (2)</a>

Questions:

GMAT Verbal

The argument's reasoning is most open to...

16pts

GMAT Verbal

Which of the following, if true, is the ...

8pts

GMAT Verbal

Which of the following, if true, is the ...

4pts

GMAT Verbal

As a refutation of the child safety advo...

8pts

GMAT Verbal

The argument's reasoning is most vulnera...

32pts

GMAT Verbal

Which of the following best describes a ...

32pts

Skills to Target for Improvement

RC: Main Idea

[Review](#) | [Practice](#)

RC: Application

[Review](#) | [Practice](#)

CR: Inference

[Review](#) | [Practice](#)

[View all performance data](#)

Your Top Strengths

Sequences

[Review](#) | [Practice](#)

RC: Logical Structure of the Passage

[Review](#) | [Practice](#)

Decimals

[Review](#) | [Practice](#)

[View all performance data](#)

©

e-GMAT

Verbal for Non-Natives



# Many have applied this process.

*“My first CAT score was 700, first test of GMATprep. I knew I had a solid quant background, so verbal would be the tougher cookie for me. This is why I devoted my entire time to verbal. I particularly found a very useful post (it's on the old forum - I can't find it right now) from this guy who scored 790. He suggested starting with your weaker points: practice your weakest section for a week or two, then start on your second weakest, but not without devoting some of your time to the previous section. For instance, say CR is your weakest part, then second comes RC. You practice CR exclusively for one or two weeks, then start with RC. But in the two weeks devoted to RC, you will also "squeeze in" some CR questions, just to keep your skills fresh. “*

*- Dana J (GMAT Score 770) excerpt from her GMAT Strategy*

*I looked up my previous mock test scores and realized that I needed to improve the most on my SC, and then CR. RC needed some improvement but not as much as CR. I devoted the next 2 weeks to improve SC; read the MGMAT SC again for the first 5 days and then did the eGMAT SC course for the remaining. Gave MGMAT mock (#3) and score 36 on verbal (12/15 SC, 8/14 CR, 8/12 RC). Was happy with my progress. Devoted the next 5 days to complete the egmat SC course.*

*- Aprajita (GMAT Score 760), excerpt from her GMAT strategy*

*May 2011, Target SC, June 2011 Target CR, July 2011 Target RC*

*- archimittal01, The 100 day plan to score 740*

# QUESTIONS

